
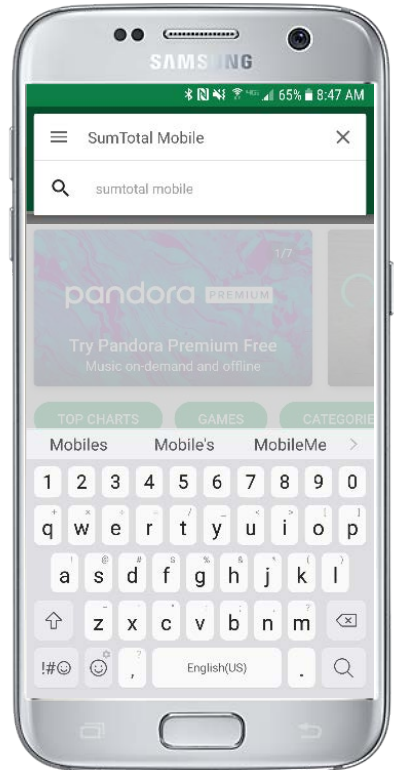


Download and Install the App




Open the **Play Store** for **Android** devices,
or the **App Store** for **iOS** devices

Search for
“**SumTotal Mobile**”

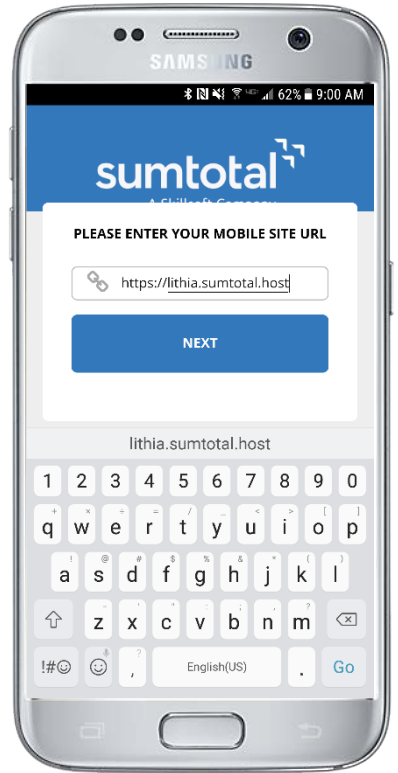


Install and open **SumTotal Mobile**
(Do not install “SumTotal Classic”)

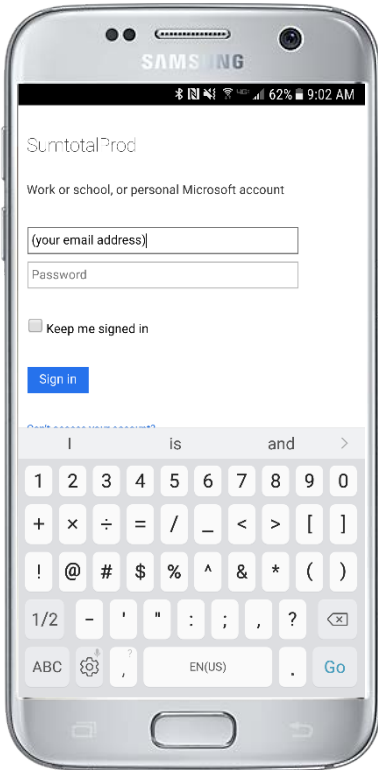


Set Up the App and Log In

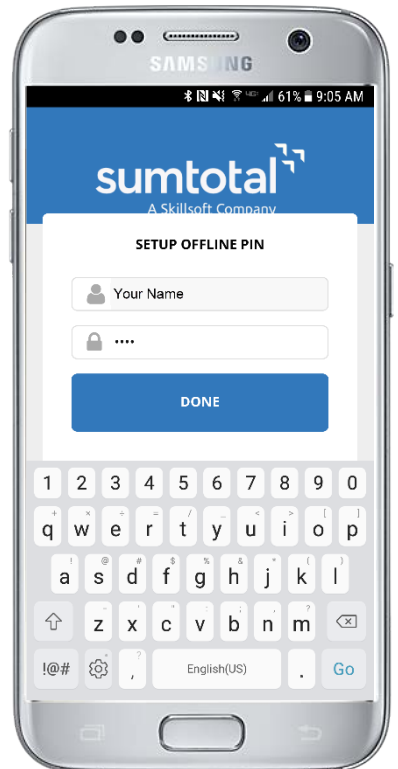
When prompted, enter the URL:
https://lithia.sumtotal.host
and tap **Next**



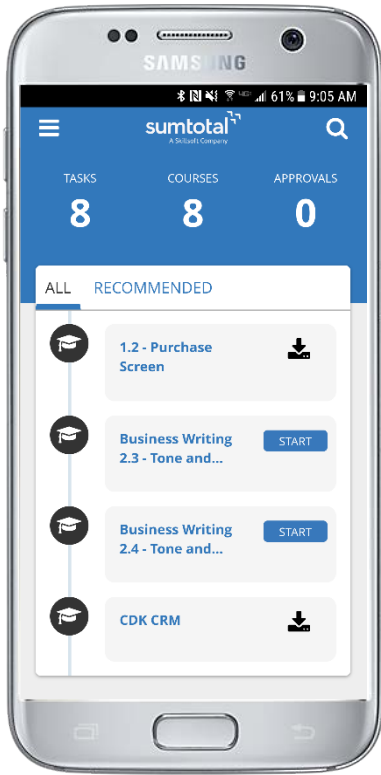
Enter your email address
and computer password,
then tap **Sign in**



Setup your **Offline PIN** (4 digits)
then tap **Done**



Mobile App Basics

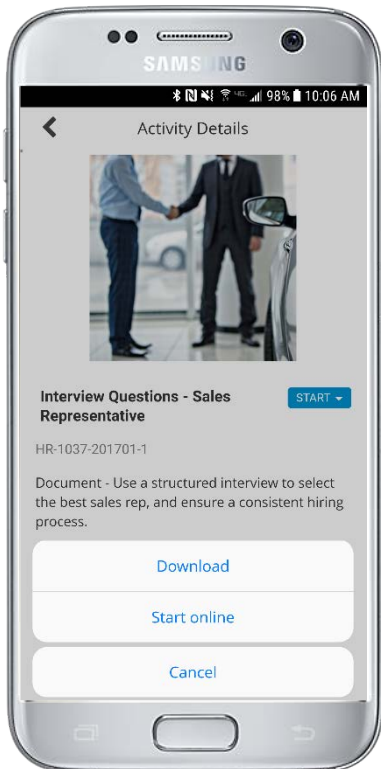
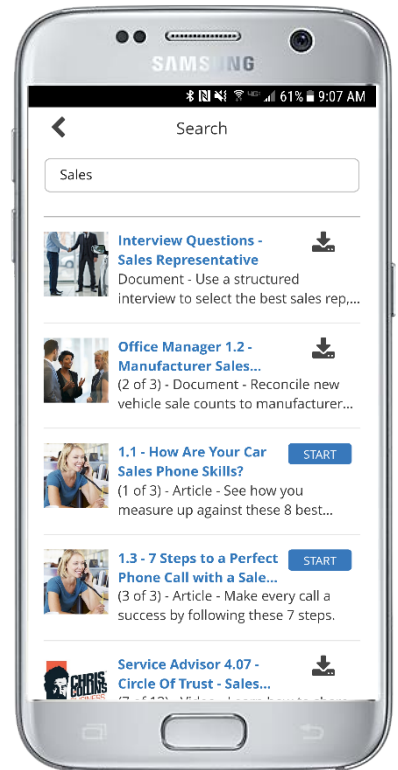


Tap the **magnifying glass icon** to **Search** for training

In the Search results,
Tap **Start**
to launch a course

Tap the **download icon** to
download the course to your
device, then tap **Start** to
launch the course

Tap the **course title**
to see more detail



Tap **Start** on the course's **Activity Details** screen,
then choose **Download**, or **Start online**

Additional Tips

Tap the **Menu** icon to view account options

Tap **Search** to look for courses and other content by title or keywords

Tap **Courses** to view and launch current and downloaded courses

Tap **Settings** for the option to remove downloaded course content

Tap to **Signout**

